


Paper Arts

a portfolio

by Candace Johnson





Introduction

Paper art is not only beautiful, but functional. Even greeting cards have a purpose: to send or express a sentiment to a loved one. In fact, my love of paper crafting was one of the major reasons I decided to enter graphic design, a field where I can be creative, artistic and logical.

Package design is an area that requires these traits. A package designer needs all of the artistic tools, but should also have a working knowledge of form and how it affects the design. For example, a design will appear differently on the side of a box compared to a curved and slightly tapered tumbler.

My paper crafts come in many shapes and sizes, but as mentioned, I also like them to serve a purpose. I don't like creation for the sake of creation; I find it wasteful. Oftentimes, I create paper crafts for celebrations like party decor or gifts. I find that personalized paper crafts are great ways to show thought and appreciation for someone.

In the following pages, I will showcase some of my favorite pieces, created for past celebrations.



Floral Topiary

2013

Material List

Cardstock	Floral Pins
Distress Ink	5 inch Styrofoam Ball
Wooden Dowel	Florist Tape
Florist Foam	Filler for Urn (I used white beans)

Covered in over 32 hand inked paper flowers, this 17" tall topiary took over an entire week of spare time to create. The urn is also constructed completely from paper. I used this not only for my daughter's Cinderella themed birthday party (see page 13), but also as a centerpiece for my Garden Party Table Setting entry for the Oregon State Fair. As you can see in the images on the left, the wooden dowel can be removed to lower the height.



Did You Know... Table setting guidelines suggest the height of centerpieces be under 12 inches high? This allows guests to be able to see and converse with each other across the table.



Bridal Shower Invitation

2013

Material List

Cardstock

Rhinestones

Distress Ink

Ric-rac Trim

Created for the 2013 Oregon State Fair Paper Arts competition, I wanted to go beyond traditional flat invitations by utilizing an explosion box technique. Completely assembled, the invitation looks like a decorative box, but once the lid is removed, the sides fall away into the bridal shower invitation and at its center is a 3-tier cake. I'm proud to say the invitation not only took First Place, but also Judge's Choice and Best in Show.



Did You Know...Charlotte Grayson is a fictional character from *Revenge*, a television series on the ABC network? Although no bridal shower or marriage is in her near future, she does reside at Grayson Manor in Southampton, New York.



Grandpa's Birthday Guitar

2014

Material List

Cardstock

Rhinestones


Score Board

Copper Floral Wire

Guys enjoy personalized gifts as well. I personalized this one for my dad's birthday. Although the main gift is a set of movie tickets, the gift box was deliberately designed for him and his love of guitar. Then the box was filled with his favorite Jelly Bellies, a majority of which are the Juicy Pear variety. I also added more personalization by inscribing 'Grandpa' onto the pick guard.



Did You Know... The various references to the guitar in ancient times included guitarra, gitarre, guitare, qitara, cithara, kithara and sihtar. Traditionally, they were constructed with combinations of various woods. The strings were made of animal gut.



State of Oregon Ferris Wheel

2013

Material List

Cardstock	Chipboard
Wooden Dowel	Distress Ink
Lace Ribbon	

When I created my entry for the Oregon State Fair Paper Arts competition, I came up with a design that allowed me to donate the finished piece to another celebration after the fair ended: the Oregon State Capitol's 75th Birthday. Standing about 14" tall, the moveable Ferris Wheel features Oregon's colors (blue and gold), state flower (Oregon Grape), state flag (proportionate and accurate, even on the reverse side), evergreen branches and pinecone. It won First Place, Judge's Choice and Best in Show.



Did You Know...Oregon is the only state to have a two-sided flag? On the front, the flag features the escutcheon from the state seal and on the reverse, it features the state animal, the beaver.



Cinderella Birthday Party

2013

Material List

Cardstock	Tulle
Curling Ribbon	Pop Dots
Brads	Rhinestones

Although I love the Disney Princesses, I cannot stand the generic designs available for parties so when my daughter, Trinity, turned one, I fashioned my own party goodies. Because Trinity recently started walking and discovered a love for shoes, I chose to do a Cinderella theme, based on the illustrations of the original Golden Book. The look is soft and feminine. For the favors, I created Cinderella Cleaning Kits, complete with lollipop brooms, bubbles and homemade sugar SOAP cookies with royal icing.



Did You Know...In 2012, Disney redesigned Cinderella. Her silvery-pale blue gown became a light blue (which reflected the merchandised version) and her strawberry blonde hair became a golden blonde, similar to Aurora and Rapunzel's.



Cowgirl Birthday Party

2013

Material List

Cardstock

Brads

Fabric

Wooden Dowels

Embossing Folder

My mother-in-law is a bright, bubbly cowgirl at heart and so when she turned 60, we wanted to throw a surprise party tailored around that. For the centerpieces, I made paper cowgirl boots and filled them with bright orange flowers. I used those same flowers atop a hay bale, along with a paper rosette ribbon, to accent the favor table. They also added a pop of color to a rustic brown and linen fabric banner I made.



Did You Know...According to SongFacts.com, Nancy [Sinatra] regretted the song, [These Boots Were Made for Walkin'], saying in 1971, "The image created by 'Boots' isn't the real me. 'Boots' was hard and I'm as soft as they come."



Paris Birthday Party

2013

Material List

Cardstock

Vellum

Rhinestones

Battery Operated Tea Lights

As a family friend was turning 90, we wanted to celebrate how rich in life, love and happiness she became over the years. So we “flew” everyone to Paris for the party. For the invitations, I created Passport folders that contained two versions of the invitation. A formal version was given for the purpose of clearly defining the party information, but a boarding pass version was also given to reinforce the theme. The decor included a Bonjour Marquee sign and Fleur de Lis Table Lamp and Eiffel Tower centerpieces. Although not featured, the favor table featured high heel and purse favor boxes with a banner above saying, “Georgeana’s Boutique”.




Did You Know...Gustave Eiffel, credited for the creation of the Eiffel Tower, also created the internal frame for the Statue of Liberty?

Acknowledgements

First and foremost, I want to thank my husband, Lance, for his support and encouragement while I chase my dreams. He is my rock and my foundation.

Secondly, a big thank you goes to SVG Cuts, who not only designs the templates for my creations, but inspire me to think in new (and 3-dimensional) ways. I aspire to one day be able to design at their level and professionalism.

I would also like to dedicate this booklet to Georgeana Flande, for whom inspired the Paris Party. You will be missed.



A collection of
paper craft
art created for
celebrations.

